

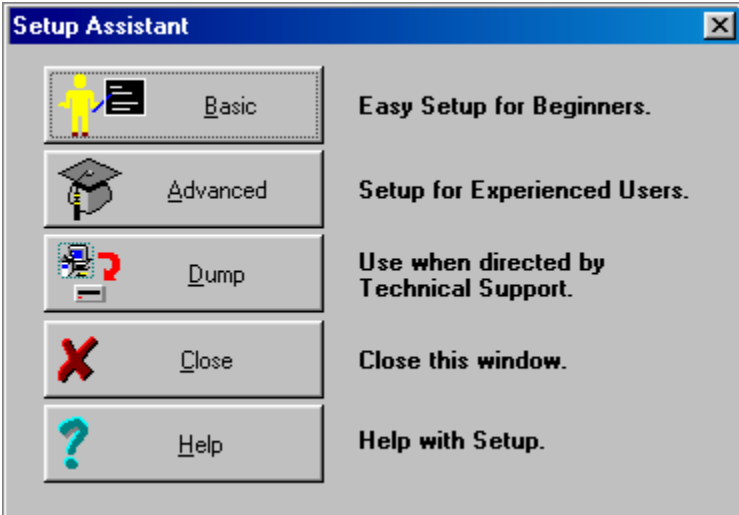
# The following instructions can be used to set-up your MLS Software to work with a dedicated Internet or AOL Connection.



**Step 1:** Go to the “PC Access for Windows Main Menu” screen.

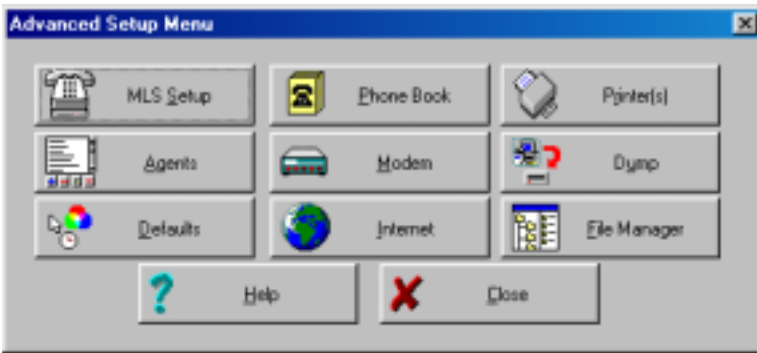
Click on the “Setup Menu” Button in the lower left-hand corner.

This will take you to the “Setup Assistant” Screen.



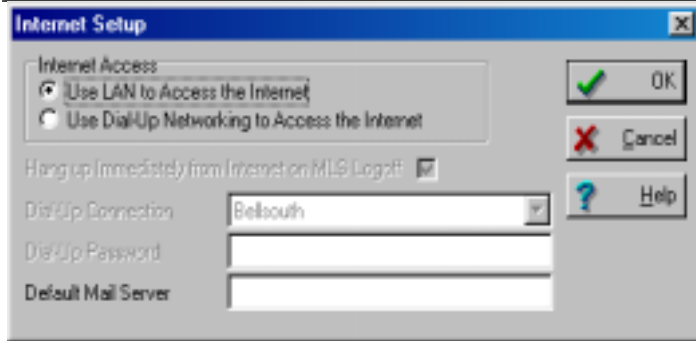
**Step 2:** On the “Setup Assistant” screen, click on the button labeled “Advanced.”

This will take you to the “Advanced Setup Menu” Screen.



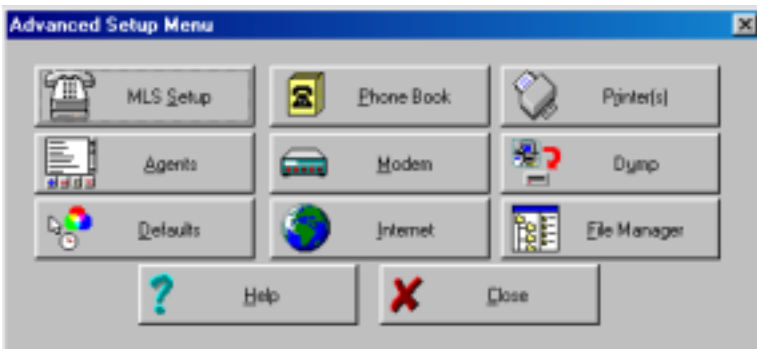
**Step 3:** On the “Advanced Setup Menu” Screen, click on the “Internet” Button.

This will take you to the “Internet Setup” Screen.



**Step 4:** This will take you to the “Internet Setup” Screen. Click into the circle next to: “*Use LAN to Access The Internet.*”

When you are done, Click on the “OK” Button and this will take you back to the “Advanced Setup Menu” screen.



**Step 6:** On the “Advanced Setup Menu” Screen, Click on the “Close” Button.

This will take you back to the “PCAccess for Windows Main Menu” Screen.

**If you are on a dedicated Internet connection (Network, Cable Modem, DSL line) STOP HERE.**



**You Should Now Be Able To Connect to the MLS by Clicking on the “Call MLS” Button from the PCAccess Main Menu Screen**

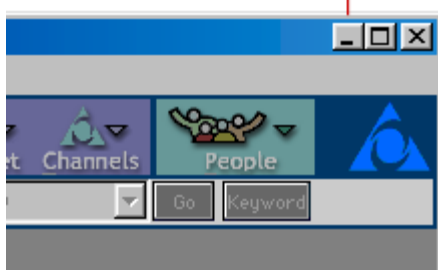
**If you are an AOL or DIAL-UP MODEM USER YOU WILL NEED TO FOLLOW THESE STEPS TO CONNECT TO MLS:**

- A. Connect to AOL or your local Internet Service Provider just like you would if you were going online to check your e-mail.**

**(You’ll know your connected to AOL when you hear the man say, “Welcome.”)**



**This is the "Minimize" Button**



- B. Once you are connected, locate and **CLICK ON** the “MINIMIZE” button in the upper right hand corner of your AOL program.**

**This will keep your AOL program**

(and your Internet connection) open, while allowing you to view all of your desktop.

C. Once your AOL (or other dial-up connection) is “MINIMIZED” Open your PCAccess MLS Software and Click on the “CALL MLS” Button.

**NOTE: When using AOL, You must:**

- 1) Connect to AOL,
- 2) MINIMIZE your AOL
- 3) Open Your PCAccess
- 4) Hit “CALL MLS”

